

Format of Holding of Specified securities


1. Name of Listed Entity: MRO-TEK REALTY LIMITED
2. Scrip Code/Name of Scrip/Class of Security: 532376, MRO-TEK, EQUITY SHARES
3. Share Holding Pattern Filed under: Reg. 31(1)(a)/Reg.31(1)(b)/Reg.31(1)(c);
 a. if under 31(1)(b) then indicate the report for quarter ending 30/09/2016
 b. if under 31(1)(c) then indicate date of allotment/extinguishment

4. Declaration : The Listed entity is required to submit the following declaration to the extent of submission of information:

| Particulars | YES* | NO* |
|---|------|-----|
| a. Whether the Listed Entity has issued any partly paid up shares | | NO |
| b. Whether the Listed Entity has issued any Convertible Securities or Warrants? | | NO |
| c. Whether the Listed Entity has any shares against which depository receipts are issued? | | NO |
| d. Whether the Listed Entity has any shares in locked-in? | | NO |
| e. Whether any shares held by promoters are pledge or otherwise encumbered? | | NO |

*if the Listed Entity selects the option 'NO' for the questions above, the columns for the partly paid up shares, Outstanding Convertible Securities/Warrants, depository receipts, locked-in shares, No of shares pledged or otherwise encumbered by promoters, as applicable, shall not be displayed at the time of dissemination on the Stock Exchange website. Also wherever there is 'No' declared by Listed entity in above table the values will be considered as 'Zero' by default on submission of the format of holding of specified securities.

5. The tabular format for disclosure of holding of specified securities is as follows:



Format of Holding of Specified securities

1. Name of Listed Entity: MRO-TEK REALTY LIMITED
2. Scrip Code/Name of Scrip/Class of Security: 532376, MRO-TEK, EQUITY SHARES
3. Share Holding Pattern Filed under: Reg. 31(1)(a)/Reg. 31(1)(b)/Reg. 31(1)(c)
 - a. if under 31(1)(b) then indicate the report for quarter ending 30/09/2016
 - b. if under 31(1)(c) then indicate date of allotment/extinguishment

4. Declaration : The Listed entity is required to submit the following declaration to the extent of submission of information:

| Particulars | YES* | NO* |
|---|------|-----|
| a. Whether the Listed Entity has issued any partly paid up shares | | NO |
| b. Whether the Listed Entity has issued any Convertible Securities or Warrants? | | NO |
| c. Whether the Listed Entity has any shares against which depository receipts are issued? | | NO |
| d. Whether the Listed Entity has any shares in locked-in? | | NO |
| e. Whether any shares held by promoters are pledge or otherwise encumbered? | | NO |

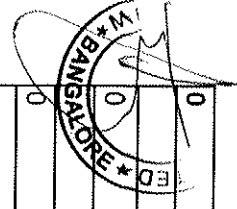
*If the Listed Entity selects the option 'NO' for the questions above, the columns for the partly paid up shares, Outstanding Convertible Securities/Warrants, depository receipts, locked-in shares, No of shares pledged or otherwise encumbered by promoters, as applicable, shall not be displayed at the time of dissemination on the Stock Exchange website. Also wherever there is 'No' declared by Listed entity in above table the values will be considered as 'Zero' by default on submission of the format of holding of specified securities.

5 The tabular format for disclosure of holding of specified securities is as follows:




Table II - Statement showing shareholding pattern of the Promoter and Promoter Group

| Category | Category & Name of the Shareholder | PAN | No of Shareholders | No of fully paid up equity shares held | No of Partly paid-up equity shares held | No of Shares Underlying Depository Receipts |
|----------|--|------------|--------------------|--|---|---|
| | (I) | (II) | (III) | (IV) | (V) | (VI) |
| (1) | Indian | | | | | |
| (a) | Individuals/Hindu undivided Family | | 2 | 3498087 | 0 | 0 |
| | ANIRUDDHA BHANUPRASAD MEHTA | AABPM6682N | 1 | 3012223 | 0 | 0 |
| | GAURI ANIRUDDHA MEHTA | AAEPM2691K | 1 | 485864 | 0 | 0 |
| (b) | Central Government/State Government(s) | | 0 | 0 | 0 | 0 |
| (c) | Financial Institutions/Banks | | 0 | 0 | 0 | 0 |
| (d) | Any Other | | 1 | 4208775 | 0 | 0 |
| | UMIYA HOLDING PRIVATE LIMITED | AAACU4321R | 1 | 4208775 | 0 | 0 |
| | Sub-Total (A)(1) | | 3 | 7706862 | 0 | 0 |
| (2) | Foreign | | | | | |
| (a) | Individuals (Non-Resident Individuals/Foreign Individuals) | | 0 | 0 | 0 | 0 |
| (b) | Government | | 0 | 0 | 0 | 0 |
| (c) | Institutions | | 0 | 0 | 0 | 0 |
| (d) | Foreign Portfolio Investor | | 0 | 0 | 0 | 0 |
| (e) | Any Other | | 0 | 0 | 0 | 0 |
| | Sub-Total (A)(2) | | 0 | 0 | 0 | 0 |




| | | | | | |
|--|---|---|---------|---|---|
| | Total Shareholding of Promoter and Promoter Group (A)=(A)(1)+(A)(2) | 3 | 7706862 | 0 | 0 |
|--|---|---|---------|---|---|



| Total No of Shares Held (IV+V+VI) | Shareholding as a % of total no of shares (calculated as per SCRR, 1957 (VIII) As a % of (A+B+C2) | Number of Voting Rights held in each class of securities | | | | Total as a % of (A+B+C) | No of Shares Underlying Outstanding convertible securities (Including Warrants) | Shareholding as a % assuming full conversion of convertible Securities (as a percentage of diluted share capital) (VII)+(X) As a % of (A+B+C2) | | |
|-----------------------------------|---|--|---------|---------|-------|-------------------------|---|--|-----|------|
| | | No of Voting Rights | | | (IX) | | | | (X) | (XI) |
| | | Class X | Class Y | Total | | | | | | |
| (VII) | (VIII) | | | | | | | | | |
| 3498087 | 18.72 | 3498087 | 0 | 3498087 | 18.72 | 0 | 18.72 | | | |
| 3012223 | 16.12 | 3012223 | 0 | 3012223 | 16.12 | 0 | 16.12 | | | |
| 485864 | 2.60 | 485864 | 0 | 485864 | 2.60 | 0 | 2.60 | | | |
| 0 | 0.00 | 0 | 0 | 0 | 0.00 | 0 | 0.00 | | | |
| 0 | 0.00 | 0 | 0 | 0 | 0.00 | 0 | 0.00 | | | |
| 4208775 | 22.53 | 4208775 | 0 | 4208775 | 22.53 | 0 | 22.53 | | | |
| 4208775 | 22.53 | 4208775 | 0 | 4208775 | 22.53 | 0 | 22.53 | | | |
| 7706862 | 41.25 | 7706862 | 0 | 7706862 | 41.25 | 0 | 41.25 | | | |
| 0 | 0.00 | 0 | 0 | 0 | 0.00 | 0 | 0.00 | | | |
| 0 | 0.00 | 0 | 0 | 0 | 0.00 | 0 | 0.00 | | | |
| 0 | 0.00 | 0 | 0 | 0 | 0.00 | 0 | 0.00 | | | |
| 0 | 0.00 | 0 | 0 | 0 | 0.00 | 0 | 0.00 | | | |
| 0 | 0.00 | 0 | 0 | 0 | 0.00 | 0 | 0.00 | | | |
| 0 | 0.00 | 0 | 0 | 0 | 0.00 | 0 | 0.00 | | | |
| 0 | 0.00 | 0 | 0 | 0 | 0.00 | 0 | 0.00 | | | |
| 0 | 0.00 | 0 | 0 | 0 | 0.00 | 0 | 0.00 | | | |
| 0 | 0.00 | 0 | 0 | 0 | 0.00 | 0 | 0.00 | | | |



| | | | | | | | |
|---------|-------|---------|---|---------|-------|---|-------|
| 7706862 | 41.25 | 7706862 | 0 | 7706862 | 41.25 | 0 | 41.25 |
|---------|-------|---------|---|---------|-------|---|-------|



| | | | | |
|---|------|---|------|---------|
| 0 | 0.00 | 0 | 0.00 | 7706862 |
|---|------|---|------|---------|



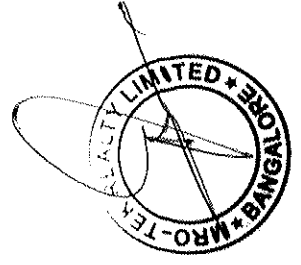



Table III - Statement showing shareholding pattern of the Public shareholder

| Category | Category & Name of the Shareholder | PAN | No of Shareholders | No of fully paid up equity shares held | No of Partly paid-up equity shares held |
|----------|--|------------|--------------------|--|---|
| | | | | | |
| | | | | | |
| | (I) | (II) | (III) | (IV) | (V) |
| (1) | Institutions | | | | |
| (a) | Mutual Funds | | 0 | 0 | 0 |
| (b) | Venture Capital Funds | | 0 | 0 | 0 |
| (c) | Alternate Investment Funds | | 0 | 0 | 0 |
| (d) | Foreign Venture Capital Investors | | 0 | 0 | 0 |
| (e) | Foreign Portfolio Investors | | 0 | 0 | 0 |
| (f) | Financial Institutions/Banks | | 1 | 3500 | 0 |
| (g) | Insurance Companies | | 0 | 0 | 0 |
| (h) | Provident Funds/Pension Funds | | 0 | 0 | 0 |
| (i) | Any Other | | | | |
| | Sub Total (B)(1) | | 1 | 3500 | 0 |
| (2) | Central Government/State Government(s)/President of India | | 0 | 0 | 0 |
| | Sub Total (B)(2) | | 0 | 0 | 0 |
| (3) | Non-Institutions | | | | |
| (a) | i. Individual shareholders holding nominal share capital up to Rs.2 lakhs | | 12803 | 4997883 | 0 |
| | ii. Individual shareholders holding nominal share capital in excess of Rs. 2 | | 16 | 5110390 | 0 |
| | JITENDRA MOHANDAS VIRWANI | AAVPV0738P | 2 | 3704684 | 0 |
| | PRAKASH PERAJE PAI | ADYPP7317E | 1 | 296148 | 0 |
| | VEENA VIVEK NEVATIA | AIVPN6612Q | 1 | 257150 | 0 |
| (b) | NBFCs Registered with RBI | | 1 | 650 | 0 |
| (c) | Employee Trusts | | 0 | 0 | 0 |
| (d) | Overseas Depositories (Holding DRs)(Balancing figure) | | 0 | 0 | 0 |
| (e) | Any Other | | | | |
| | NON RESIDENT INDIANS | | 71 | 36363 | 0 |
| | CLEARING MEMBERS | | 166 | 224088 | 0 |
| | NON RESIDENT INDIAN NON REPATRIABLE | | 33 | 59516 | 0 |




| | | | | | |
|--|--|--|-------|----------|---|
| BODIES CORPORATES | | | | | |
| Sub Total (B)(3) | | | 305 | 545350 | 0 |
| Total Public Shareholding (B) = (B)(1)+(B)(2)+(B)(3) | | | 13395 | 10974240 | 0 |
| | | | 13396 | 10977740 | 0 |






| No of Shares Underlying Depository Receipts | Total No of Shares Held (IV+V+VI) | Shareholding as a % of total no of shares (A+B+C2) | Number of Voting Rights held in each class of securities | | | Total as a % of (A+B+C) | No of Shares Underlying Outstanding convertible securities (Including Warrants) |
|---|-----------------------------------|--|--|---------|------------|-------------------------|---|
| | | | No of Voting Rights | | | | |
| | | | Class X | Class Y | Total (IX) | | |
| (VI) | (VII) | (VIII) | | | | (X) | |
| 0 | 0 | 0.00 | 0 | 0 | 0 | 0.00 | |
| 0 | 0 | 0.00 | 0 | 0 | 0 | 0.00 | |
| 0 | 0 | 0.00 | 0 | 0 | 0 | 0.00 | |
| 0 | 0 | 0.00 | 0 | 0 | 0 | 0.00 | |
| 0 | 0 | 0.00 | 0 | 0 | 0 | 0.00 | |
| 0 | 3500 | 0.02 | 3500 | 0 | 3500 | 0.02 | |
| 0 | 0 | 0.00 | 0 | 0 | 0 | 0.00 | |
| 0 | 0 | 0.00 | 0 | 0 | 0 | 0.00 | |
| 0 | 3500 | 0.02 | 3500 | 0 | 3500 | 0.02 | |
| 0 | 0 | 0.00 | 0 | 0 | 0 | 0.00 | |
| 0 | 0 | 0.00 | 0 | 0 | 0 | 0.00 | |
| 0 | 4997883 | 26.75 | 4997883 | 0 | 4997883 | 26.75 | |
| 0 | 5110390 | 27.35 | 5110390 | 0 | 5110390 | 27.35 | |
| 0 | 3704684 | 19.83 | 3704684 | 0 | 3704684 | 19.83 | |
| 0 | 296148 | 1.58 | 296148 | 0 | 296148 | 1.58 | |
| 0 | 257150 | 1.38 | 257150 | 0 | 257150 | 1.38 | |
| 0 | 650 | 0.00 | 650 | 0 | 650 | 0.00 | |
| 0 | 0 | 0.00 | 0 | 0 | 0 | 0.00 | |
| 0 | 0 | 0.00 | 0 | 0 | 0 | 0.00 | |
| 0 | 36363 | 0.19 | 36363 | 0 | 36363 | 0.19 | |
| 0 | 224088 | 1.20 | 224088 | 0 | 224088 | 1.20 | |
| 0 | 59516 | 0.32 | 59516 | 0 | 59516 | 0.32 | |


| | | | | | | | |
|---|----------|-------|----------|---|----------|-------|---|
| 0 | 545350 | 2.92 | 545350 | 0 | 545350 | 2.92 | 0 |
| 0 | 10974240 | 58.73 | 10974240 | 0 | 10974240 | 58.73 | 0 |
| 0 | 10977740 | 58.75 | 10977740 | 0 | 10977740 | 58.75 | 0 |





| Shareholding as a % assuming full conversion of convertible Securities (as a percentage of diluted share capital) | Number of Locked in Shares | | Number of Shares pledged or otherwise encumbered | | Number of equity shares held in dematerialized form |
|---|----------------------------|-----------------------------|--|-----------------------------|---|
| | No. | As a % of total Shares held | No. | As a % of total Shares held | |
| (XI) | (XII) | (XIII) | (XIV) | | |
| | | | | | |
| 0.00 | 0 | 0.00 | NA | NA | 0 |
| 0.00 | 0 | 0.00 | NA | NA | 0 |
| 0.00 | 0 | 0.00 | NA | NA | 0 |
| 0.00 | 0 | 0.00 | NA | NA | 0 |
| 0.00 | 0 | 0.00 | NA | NA | 0 |
| 0.02 | 0 | 0.00 | NA | NA | 3500 |
| 0.00 | 0 | 0.00 | NA | NA | 0 |
| 0.00 | 0 | 0.00 | NA | NA | 0 |
| 0.02 | 0 | 0.00 | NA | NA | 3500 |
| 0.00 | 0 | 0.00 | NA | NA | 0 |
| 0.00 | 0 | 0.00 | NA | NA | 0 |
| 0.02 | 0 | 0.00 | NA | NA | 3500 |
| 0.00 | 0 | 0.00 | NA | NA | 0 |
| 0.00 | 0 | 0.00 | NA | NA | 0 |
| 26.75 | | 0.00 | NA | NA | 4869671 |
| 27.35 | | 0.00 | NA | NA | 5110390 |
| 19.83 | 0 | 0.00 | NA | NA | 3704684 |
| 1.58 | 0 | 0.00 | NA | NA | 296148 |
| 1.38 | 0 | 0.00 | NA | NA | 257150 |
| 0.00 | 0 | 0.00 | NA | NA | 650 |
| 0.00 | 0 | 0.00 | NA | NA | 0 |
| 0.00 | 0 | 0.00 | NA | NA | 0 |
| 0.19 | 0 | 0.00 | NA | NA | 36363 |
| 1.20 | 0 | 0.00 | NA | NA | 224088 |
| 0.32 | 0 | 0.00 | NA | NA | 59516 |

| | | | | |
|-------|---|------|----|----------|
| 2.92 | 0 | 0.00 | NA | 545350 |
| 58.73 | 0 | 0.00 | | 10846028 |
| 58.75 | 0 | 0.00 | | 10849528 |






Table IV - Statement showing shareholding pattern of the Non Promoter - Non Public Shareholder

| Category | Category & Name of the Shareholder | PAN | No of Shareholders | No of fully paid up equity shares held | No of Partly paid-up equity share | No of Shares Underlying Depository | Total No of Shares Held | Share holding as a % of total | Number of Voting |
|----------|--|------|--------------------|--|-----------------------------------|------------------------------------|-------------------------|-------------------------------|------------------|
| | | | | | | | | | |
| | | | | | | | | | |
| | (I) | (II) | (III) | (IV) | (V) | (VI) | (VII) | (VIII) | Class X |
| (1) | Custodian/DR Holder | | 0 | 0 | 0 | 0 | 0 | 0.00 | 0 |
| (2) | Employee Benefit Trust (under SEBI(Share based Emp | | 0 | 0 | 0 | 0 | 0 | 0.00 | 0 |
| | | | | | | | | | |
| | Total Non-Promoter-Non Public Shareholding (C) = (C | | 0 | 0 | 0 | 0 | 0 | 0.00 | 0 |

| Voting Rights held in each class of securities | | No of Shares Underlying Outstanding convertible securities (including | Shareholding as a % assuming full conversion of convertible Securities (as a percentage of | Number of Locked in Shares | | Number of Shares pledged or otherwise encumbered | | Number of equity shares held in dematerialized |
|--|-------|---|--|----------------------------|-----------------------------|--|------------------------|--|
| | | | | No. | As a % of total Shares held | No. | As a % of total Shares | |
| Class Y | Total | Total as a % of (A+B+C) | | | | | | |
| | (IX) | (X) | (XI) | (XII) | (XIII) | (XIV) | | |
| | 0 | 0.00 | 0.00 | 0 | 0.00 | NA | 0 | |
| | 0 | 0.00 | 0.00 | 0 | 0.00 | NA | 0 | |
| | 0 | 0.00 | 0.00 | 0 | 0.00 | NA | 0 | |
| | 0 | 0.00 | 0.00 | 0 | 0.00 | NA | 0 | |





Table IV - Statement showing shareholding pattern of the Non Promoter - Non Public Shareholder

| Category | Category & Name of the Shareholder | PAN | No of Shareholders | No of fully paid up equity shares held | No of Partly paid-up equity share | No of Shares Underlying Depository | Total No of Shares Held | Share holding as a % of total | Number of Voting |
|----------|--|------|--------------------|--|-----------------------------------|------------------------------------|-------------------------|-------------------------------|------------------|
| | | | | | | | | | |
| | | | | | | | | | |
| | (I) | (II) | (III) | (IV) | (V) | (VI) | (VII) | (VIII) | |
| (1) | Custodian/DR Holder | | 0 | 0 | 0 | 0 | 0 | 0.00 | 0 |
| (2) | Employee Benefit Trust (under SEBI(Share based Emp | | 0 | 0 | 0 | 0 | 0 | 0.00 | 0 |
| | | | | | | | | | |
| | Total Non-Promoter-Non Public Shareholding (C) = (C | | 0 | 0 | 0 | 0 | 0 | 0.00 | 0 |



| Voting Rights held in each class of securities | | No of Shares Underlying Outstanding convertible securities (including) | Shareholding as a % assuming full conversion of convertible Securities (as a percentage of | Number of Locked in Shares | | Number of Shares pledged or otherwise encumbered | | Number of equity shares held in dematerialized |
|--|-------------------------|--|--|----------------------------|-----------------------------|--|------------------------|--|
| | Total as a % of (A+B+C) | | | No. | As a % of total Shares held | No. | As a % of total Shares | |
| Class Y | Total | | | | | | | |
| | (IX) | (X) | (XI) | (XII) | (XIII) | (XIV) | | |
| | 0 | 0 | 0.00 | 0 | 0.00 | NA | 0 | 0 |
| | 0 | 0 | 0.00 | 0 | 0.00 | NA | 0 | 0 |
| | 0 | 0 | 0.00 | 0 | 0.00 | NA | 0 | 0 |
| | 0 | 0 | 0.00 | 0 | 0.00 | NA | 0 | 0 |

