

ISO 9001 : 2008
APPROVED BY IRQS



IRQS
A DEPARTMENT OF
INDIAN REGISTER OF
SHIPPING

ISO 14001 : 2004
APPROVED BY IRQS



IRQS
A DEPARTMENT OF
INDIAN REGISTER OF
SHIPPING



MGMT. SYS.
RvA C 071
DUTCH ACCREDITATION
COUNCIL RvA



MGMT. SYS.
RvA C 375
DUTCH ACCREDITATION
COUNCIL RvA

MROTEK®

Integrating Next Generation Networks

MRO:FS:15-16:182
06th October, 2015.

The Manager,
Listing Department,
National Stock Exchange of India Limited,
Exchange Plaza, C-1, Block G,
Bandra – Kuria Complex,
Bandra (E),
Mumbai – 400 051.

Fax No. 022-2659 8237/38.

The Manager,
Listing Department,
Bombay Stock Exchange Limited,
PJ Towers, Dalal Street, Fort,
Mumbai – 400 001.

Fax No. 022- 2272 3121.

Dear Sirs,


Sub :- Clause 35 of Listing Agreement – reg.

With reference to the above, please, find attached the distribution of Shareholding of our company as required under Clause 35 of the Listing Agreement for the Second Quarter ended 30th September, 2015. The details are also being posted on Company's Web Site.

Kindly acknowledge.

Thanking you,

Yours faithfully,
for MRO-TEK Limited


M.D. Muralidharan
Company Secretary & Compliance Officer
Encl :- As Above.



Scrip Code:	
NSE	: MRO-TEK
BSE	: 532376
Demat ISIN	: INE398B01018

MRO-TEK LIMITED

Registered & Corporate Office

Bellary Road, Hebbal,
Bangalore - 560 024. INDIA
Ph : 91 80 23332951 Fax : 91 80 23333415
Email : info@mro-tek.com

CIN No. L28112KA1984PLC005873

Delhi Office :

210, Gadore House, 51-52, Nehru Place,
New Delhi – 110019
Ph : 011 2642 4849, 2644 9164 / 65
Fax : 011 46563910

Mumbai Office :


Fiat No.2313, Bldg. No.48,
Gandhi Nagar, Bandra (East),
Mumbai – 400051
Ph : 022 26407311

www.mro-tek.com

(1)(a) STATEMENT SHOWING SHAREHOLDING PATTERN IN CLAUSE-35			
NAME OF THE COMPANY: MRO-TEK LIMITED		Name of the Scrip:	
SCRIP CODE:	532376		
Class of Security:			
QUARTER ENDED:	30/09/2015		
Partly paid-up shares	No. of partly paid-up shares	As a % of total no. of partly paid-up shares	As a % of total no. of shares of the Company.
Held by promoter/promoter group	0	0	0
Held by Public	0	0	0
Total:	0	0	0
Outstanding convertible securities:	No. of outstanding securities	As a % of total no. of outstanding convertible securities.	As a % of total no. of shares of the Company assuming full conversion of the convertible securities
Held by promoter/promoter group	0	0	0
Held by Public	0	0	0
Total:	0	0	0
Warrants:	No. of warrants	As a % of total no. of warrants	As a % of total no. of shares of the Company, assuming full conversion of warrants
Held by promoter/promoter group	0	0	0
Held by Public	0	0	0
Total:	0	0	0
Total paid-up capital of the Company, assuming full conversion of warrants and convertible securities	18684602	0	100.00



CATEGORY CODE	CATEGORY OF SHAREHOLDER	NO OF SHAREHOLDERS	TOTAL NUMBER OF SHARES	NO OF SHARES HELD IN DEMATERIALIZED FORM	TOTAL SHAREHOLDING AS A % OF TOTAL NO OF SHARES		SHARES PLEDGED OR OTHERWISE ENCUMBERED	
					AS a PERCENT AGE of (A+B)	As a PERCENTAGE of (A+B+C)	NUMBER OF SHARES	AS a PERCENTAGE
(I)	(II)	(III)	(IV)	(V)	(VI)	(VII)	(VIII)	(IX)=(V III)/(I V)*100
(A)	PROMOTER AND PROMOTER GROUP							
(1)	INDIAN							
(a)	Individual /HUF	6	7410056	7410056	39.66	39.66	0	0.00
(b)	Central Government/State Government(s)	0	0	0	0.00	0.00	0	0.00
(c)	Bodies Corporate	0	0	0	0.00	0.00	0	0.00
(d)	Financial Institutions / Banks	0	0	0	0.00	0.00	0	0.00
(e)	Others	0	0	0	0.00	0.00	0	0.00
	Sub-Total A(1) :	6	7410056	7410056	39.66	39.66	0	0.00
(2)	FOREIGN							
(a)	Individuals (NRIs/Foreign Individuals)	0	0	0	0.00	0.00	0	0.00
(b)	Bodies Corporate	0	0	0	0.00	0.00	0	0.00
(c)	Institutions	0	0	0	0.00	0.00	0	0.00
(d)	Qualified Foreign Investor	0	0	0	0.00	0.00	0	0.00
(e)	Others	0	0	0	0.00	0.00	0	0.00
	Sub-Total A(2) :	0	0	0	0.00	0.00	0	0.00
	Total A=A(1)+A(2)	6	7410056	7410056	39.66	39.66	0	0.00
(B)	PUBLIC SHAREHOLDING							
(1)	INSTITUTIONS							
(a)	Mutual Funds /UTI	0	0	0	0.00	0.00		
(b)	Financial Institutions /Banks	1	3500	3500	0.02	0.02		
(c)	Central Government / State Government(s)	0	0	0	0.00	0.00		
(d)	Venture Capital Funds	0	0	0	0.00	0.00		
(e)	Insurance Companies	0	0	0	0.00	0.00		
(f)	Foreign Institutional Investors	0	0	0	0.00	0.00		
(g)	Foreign Venture Capital Investors	0	0	0	0.00	0.00		
(h)	Qualified Foreign Investor	0	0	0	0.00	0.00		
(i)	Others	0	0	0	0.00	0.00		
	Sub-Total B(1) :	1	3500	3500	0.02	0.02		



CATEGORY CODE	CATEGORY OF SHAREHOLDER	NO OF SHAREHOLDERS	TOTAL NUMBER OF SHARES	NO OF SHARES HELD IN DEMATERIALIZED FORM	TOTAL SHAREHOLDING AS A % OF TOTAL NO OF SHARES		SHARES PLEDGE OR OTHERWISE ENCUMBERED	
					AS a PERCENTAGE of (A+B)	As a PERCENTAGE of (A+B+C)	NUMBER OF SHARES	AS a PERCENTAGE
(I)	(II)	(III)	(IV)	(V)	(VI)	(VII)	(VIII)	(IX)=(VIII)/(I)*100
(2)	NON-INSTITUTIONS							
(a)	Bodies Corporate	310	1358376	1358376	7.27	7.27		
(b)	Individuals							
	(i) Individuals holding nominal share capital upto Rs.1 lakh	15189	7473066	7390754	40.00	40.00		
	(ii) Individuals holding nominal share capital in excess of Rs.1 lakh	46	2321036	2271036	12.42	12.42		
(c)	Others							
	CLEARING MEMBERS	31	26578	26578	0.14	0.14		
	NON RESIDENT INDIANS	110	91990	91990	0.49	0.49		
(d)	Qualified Foreign Investor	0	0	0	0.00	0.00		
	Sub-Total B(2) :	15686	11271046	11138734	60.32	60.32		
	Total B=B(1)+B(2) :	15687	11274546	11142234	60.34	60.34		
	Total (A+B) :	15693	18684602	18552290	100.00	100.00		
(C)	Shares held by custodians, against which Depository Receipts have been issued							
(1)	Promoter and Promoter Group							
(2)	Public	0	0	0	0.00	0.00		
	GRAND TOTAL (A+B+C) :	15693	18684602	18552290	100.00	0.00	0	0.00




Sr.No	Name of the Shareholder	Details of Shares held		Encumbered shares (*)		Details of Warrants		Details of convertible securities		Total Shares (including underlying shares assuming full conversion of warrants and convertible securities) as a % of diluted share capital
		No. of Shares held (III)	As a % of grand total (A)+(B)+(C) (IV)	Pledge Shares (V)	AS a percentage (VI)=(V)/(III)*100 (VII)	AS a % of grand total (A) + (B) + (C) of sub-clause (I)(a) (VIII)	Number of warrants held (IX)	As a % total number of warrants of the same class (X)	number of convertible securities of the same class (XI)	
(I)	(II)	(III)	(IV)	(V)	(VI)=(V)/(III)*100 (VII)	(VIII)	(IX)	(X)	(XI)	(XII)
1	HIMADRI NANDI	3140903	16.81	0	0.00	0	0.00	0	0.00	16.81
2	S NARAYANAN	3092916	16.55	0	0.00	0	0.00	0	0.00	16.55
3	JAYASHREE NARAYANAN	584223	3.13	0	0.00	0	0.00	0	0.00	3.13
4	SHYAMALI NANDI	558789	2.99	0	0.00	0	0.00	0	0.00	2.99
5	MURARI NARAYANAN	21820	0.12	0	0.00	0	0.00	0	0.00	0.12
6	PRAKRITHY N	11400	0.06	0	0.00	0	0.00	0	0.00	0.06
	TOTAL :	7410956	39.66	0	0.00	0	0.00	0	0.00	39.66



(i)(c)(i) Statement showing holding of securities (including shares, warrants, convertible securities) of persons belonging to the category "Public" and holding more than 1% of the total number of shares						
Sr.No.	Name of the shareholder	Number of shares held	Shares as a percentage of total number of shares (i.e., Grant total (A)+(B)+(C) indicated in Statement at para (1)(a) above}	Details of warrants		Total shares (including underlying full conversion of warrants and convertible securities) as a % of diluted share capital)
				Number of warrants held	As a % total number of warrants of the same class	
				Number of convertible securities held	% w.r.t total number of convertible securities of the same class	
1	CITIGROUP GLOBAL MARKETS INDIA PRIVATE LIMITED	590675	3.16	0	0.00	3.16
2	VARUN JAIN	320389	1.71	0	0.00	1.71
3	PHILIP SAMUEL	188807	1.01	0	0.00	1.01
	TOTAL :	1099871	5.89	0	0.00	5.89




Statement showing holding of securities (including shares, warrants, convertible securities) of persons (together with PAC) belonging to the category "Public" and holding more than 5% of the total number of shares of the company						
(i)(c)(ii)	Name(s) of the shareholder(s) and the Persons Acting in Concert (PAC) with them	Number of shares held	Shares as a percentage of total number of shares (i.e., Grant total (A)+(B)+(C) indicated in Statement at para (i)(a) above)	Details of warrants		Total shares (including underlying shares assuming full conversion of warrants and convertible securities) as a % of diluted share capital)
Sr. No.				Number of warrants held	As a % total number of warrants of the same class	Details of convertible securities
						Number of convertible securities of the same class
		0	0	0	0	0
TOTAL :						
		0	0	0	0	0



(I)(d) STATEMENT SHOWING DETAILS OF LOCKED-IN SHARES"				
Sr.No.	Name of the shareholder	Number of locked-in shares	Locked-in shares as a (%) percentage of total number of shares (i.e, Grand Total (A)+(B)+(C) Indicated in Statement at para (I)(a) above)	Promoter/Promoter Group/Public
		0		0
TOTAL :		0		0



STATEMENT SHOWING DETAILS OF DEPOSITORY RECEIPTS (DRS)			
(II)(a)			
Sr.No.	Type of outstanding DR (ADRs,GDRs,SDRs,etc.)	Number of outstanding DRs	Number of shares underlying outstanding DRs
		0	0
TOTAL :		0	0



Statement showing Holding of Depository Receipts (DRs), where underlying shares held by "Promoter/Promoter group" are in excess of 1% of the total number shares.				
(ii)(b)	Name of the DR Holder	Type of outstanding DR (ADRs, GDRs, SDRs, etc.)	Number of shares underlying outstanding DRs	Shares underlying outstanding DRs as a percentage of total number of shares (i.e., Grand Total (A)+(B)+(C) indicated in Statement at para(i)(a) above}
Sr.No.				
TOTAL :				0

